

## Qualitative Analysis Report

<b>Data Filename</b>	2015210-EX00393-QTOF6520-Dus-GlyTCA-neuro-Std00-f1-vol10-I1.d	<b>Sample Name</b>	sd0
<b>Sample Type</b>	Sample	<b>Position</b>	P1-F1
<b>Instrument Name</b>	6520B QTOF	<b>User Name</b>	
<b>Acq Method</b>	QTOF-002-HILIC-35min-1mm-No Insert.m	<b>Acquired Time</b>	2/10/2015 7:51:08 PM
<b>IRM Calibration Status</b>	Success	<b>DA Method</b>	CentralCarbonMetab.m
<b>Comment</b>			

**Sample Group** Info.

**Acquisition SW** 6200 series TOF/6500 series

**Version** Q-TOF B.05.01 (B5125.1)

<b>Data Filename</b>	2015210-EX00393-QTOF6520-Dus-GlyTCA-neuro-Std00-f1-vol10-I2.d	<b>Sample Name</b>	sd0
<b>Sample Type</b>	Sample	<b>Position</b>	P1-F1
<b>Instrument Name</b>	6520B QTOF	<b>User Name</b>	
<b>Acq Method</b>	QTOF-002-HILIC-35min-1mm-No Insert.m	<b>Acquired Time</b>	2/12/2015 2:26:31 AM
<b>IRM Calibration Status</b>	Success	<b>DA Method</b>	CentralCarbonMetab.m
<b>Comment</b>			

**Sample Group** Info.

**Acquisition SW** 6200 series TOF/6500 series

**Version** Q-TOF B.05.01 (B5125.1)

<b>Data Filename</b>	2015210-EX00393-QTOF6520-Dus-GlyTCA-neuro-Std01-f2-vol10-I1.d	<b>Sample Name</b>	sd1
<b>Sample Type</b>	Sample	<b>Position</b>	P1-F2
<b>Instrument Name</b>	6520B QTOF	<b>User Name</b>	
<b>Acq Method</b>	QTOF-002-HILIC-35min-1mm-No Insert.m	<b>Acquired Time</b>	2/10/2015 8:29:04 PM
<b>IRM Calibration Status</b>	Success	<b>DA Method</b>	CentralCarbonMetab.m
<b>Comment</b>			

**Sample Group** Info.

**Acquisition SW** 6200 series TOF/6500 series

**Version** Q-TOF B.05.01 (B5125.1)

<b>Data Filename</b>	2015210-EX00393-QTOF6520-Dus-GlyTCA-neuro-Std01-f2-vol10-I2.d	<b>Sample Name</b>	sd1
<b>Sample Type</b>	Sample	<b>Position</b>	P1-F2
<b>Instrument Name</b>	6520B QTOF	<b>User Name</b>	
<b>Acq Method</b>	QTOF-002-HILIC-35min-1mm-No Insert.m	<b>Acquired Time</b>	2/12/2015 3:04:27 AM
<b>IRM Calibration Status</b>	Success	<b>DA Method</b>	CentralCarbonMetab.m
<b>Comment</b>			

**Sample Group** Info.

**Acquisition SW** 6200 series TOF/6500 series

**Version** Q-TOF B.05.01 (B5125.1)

<b>Data Filename</b>	2015210-EX00393-QTOF6520-Dus-GlyTCA-neuro-Std02-f3-vol10-I1.d	<b>Sample Name</b>	sd2
<b>Sample Type</b>	Sample	<b>Position</b>	P1-F3
<b>Instrument Name</b>	6520B QTOF	<b>User Name</b>	
<b>Acq Method</b>	QTOF-002-HILIC-35min-1mm-No Insert.m	<b>Acquired Time</b>	2/10/2015 9:07:01 PM
<b>IRM Calibration Status</b>	Success	<b>DA Method</b>	CentralCarbonMetab.m
<b>Comment</b>			

**Sample Group** Info.

**Acquisition SW** 6200 series TOF/6500 series

**Version** Q-TOF B.05.01 (B5125.1)

<b>Data Filename</b>	2015210-EX00393-QTOF6520-Dus-GlyTCA-neuro-Std02-f3-vol10-I2.d	<b>Sample Name</b>	sd2
<b>Sample Type</b>	Sample	<b>Position</b>	P1-F3
<b>Instrument Name</b>	6520B QTOF	<b>User Name</b>	
<b>Acq Method</b>	QTOF-002-HILIC-35min-1mm-No Insert.m	<b>Acquired Time</b>	2/12/2015 3:42:23 AM
<b>IRM Calibration Status</b>	Success	<b>DA Method</b>	CentralCarbonMetab.m
<b>Comment</b>			

**Sample Group** Info.

**Acquisition SW** 6200 series TOF/6500 series

**Version** Q-TOF B.05.01 (B5125.1)

## Qualitative Analysis Report

<b>Data Filename</b>	2015210-EX00393-QTOF6520-Dus-GlyTCA-neuro-Std03-f4-vol10-I1.d	<b>Sample Name</b>	sd3
<b>Sample Type</b>	Sample	<b>Position</b>	P1-F4
<b>Instrument Name</b>	6520B QTOF	<b>User Name</b>	
<b>Acq Method</b>	QTOF-002-HILIC-35min-1mm-No Insert.m	<b>Acquired Time</b>	2/10/2015 9:45:00 PM
<b>IRM Calibration Status</b>	Success	<b>DA Method</b>	CentralCarbonMetab.m
<b>Comment</b>			

<b>Sample Group</b>	Info.
<b>Acquisition SW</b>	6200 series TOF/6500 series
<b>Version</b>	Q-TOF B.05.01 (B5125.1)

<b>Data Filename</b>	2015210-EX00393-QTOF6520-Dus-GlyTCA-neuro-Std03-f4-vol10-I2.d	<b>Sample Name</b>	sd3
<b>Sample Type</b>	Sample	<b>Position</b>	P1-F4
<b>Instrument Name</b>	6520B QTOF	<b>User Name</b>	
<b>Acq Method</b>	QTOF-002-HILIC-35min-1mm-No Insert.m	<b>Acquired Time</b>	2/12/2015 4:20:20 AM
<b>IRM Calibration Status</b>	Success	<b>DA Method</b>	CentralCarbonMetab.m
<b>Comment</b>			

<b>Sample Group</b>	Info.
<b>Acquisition SW</b>	6200 series TOF/6500 series
<b>Version</b>	Q-TOF B.05.01 (B5125.1)

<b>Data Filename</b>	2015210-EX00393-QTOF6520-Dus-GlyTCA-neuro-Std04-f5-vol10-I1.d	<b>Sample Name</b>	sd4
<b>Sample Type</b>	Sample	<b>Position</b>	P1-F5
<b>Instrument Name</b>	6520B QTOF	<b>User Name</b>	
<b>Acq Method</b>	QTOF-002-HILIC-35min-1mm-No Insert.m	<b>Acquired Time</b>	2/10/2015 10:22:57 PM
<b>IRM Calibration Status</b>	Success	<b>DA Method</b>	CentralCarbonMetab.m
<b>Comment</b>			

<b>Sample Group</b>	Info.
<b>Acquisition SW</b>	6200 series TOF/6500 series
<b>Version</b>	Q-TOF B.05.01 (B5125.1)

<b>Data Filename</b>	2015210-EX00393-QTOF6520-Dus-GlyTCA-neuro-Std04-f5-vol10-I2.d	<b>Sample Name</b>	sd4
<b>Sample Type</b>	Sample	<b>Position</b>	P1-F5
<b>Instrument Name</b>	6520B QTOF	<b>User Name</b>	
<b>Acq Method</b>	QTOF-002-HILIC-35min-1mm-No Insert.m	<b>Acquired Time</b>	2/12/2015 4:58:16 AM
<b>IRM Calibration Status</b>	Success	<b>DA Method</b>	CentralCarbonMetab.m
<b>Comment</b>			

<b>Sample Group</b>	Info.
<b>Acquisition SW</b>	6200 series TOF/6500 series
<b>Version</b>	Q-TOF B.05.01 (B5125.1)

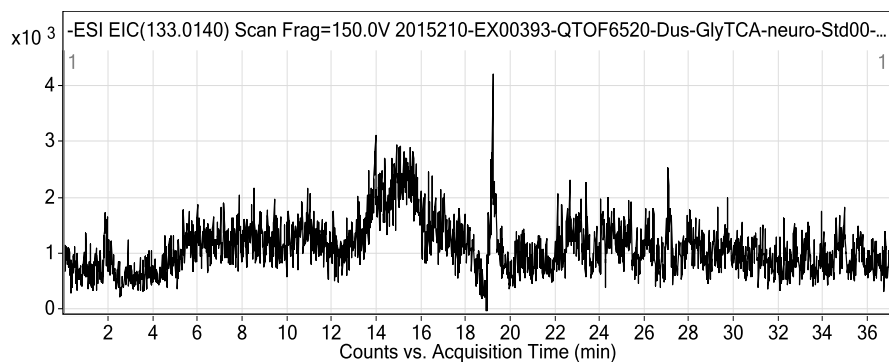
<b>Data Filename</b>	2015210-EX00393-QTOF6520-Dus-GlyTCA-neuro-Std04-f5-vol10-I2a.d	<b>Sample Name</b>	sd4
<b>Sample Type</b>	Sample	<b>Position</b>	P1-F5
<b>Instrument Name</b>	6520B QTOF	<b>User Name</b>	
<b>Acq Method</b>	QTOF-002-HILIC-35min-1mm-No Insert.m	<b>Acquired Time</b>	2/11/2015 10:38:23 AM
<b>IRM Calibration Status</b>	Success	<b>DA Method</b>	CentralCarbonMetab.m
<b>Comment</b>			

<b>Sample Group</b>	Info.
<b>Acquisition SW</b>	6200 series TOF/6500 series
<b>Version</b>	Q-TOF B.05.01 (B5125.1)

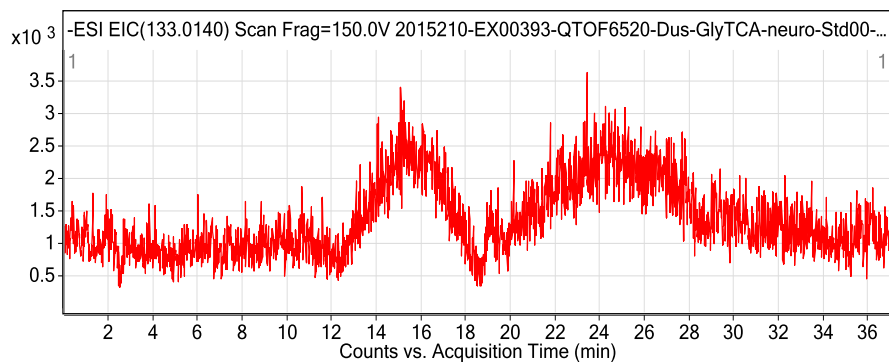
### User Chromatograms

<b>Fragmentor Voltage</b>	150	<b>Collision Energy</b>	0	<b>Ionization Mode</b>	ESI
---------------------------	-----	-------------------------	---	------------------------	-----

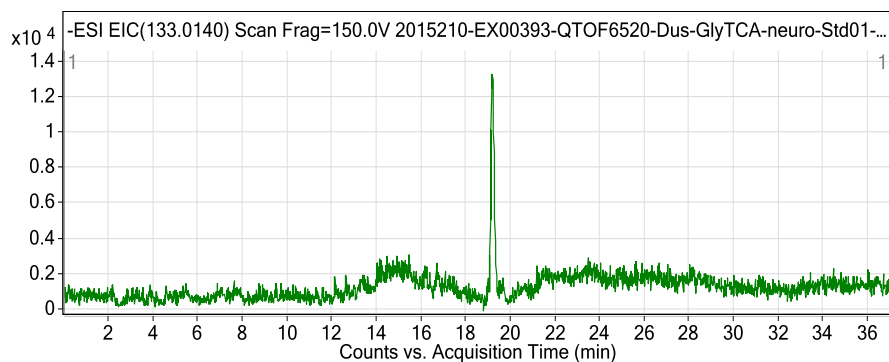
## Qualitative Analysis Report



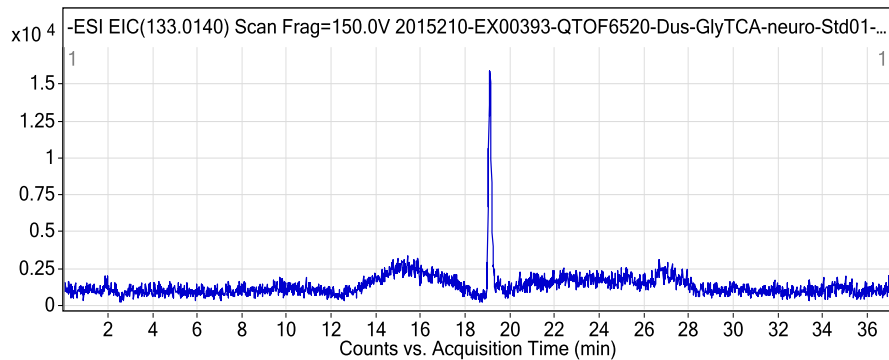
Fragmentor Voltage 150 Collision Energy 0 Ionization Mode ESI



Fragmentor Voltage 150 Collision Energy 0 Ionization Mode ESI

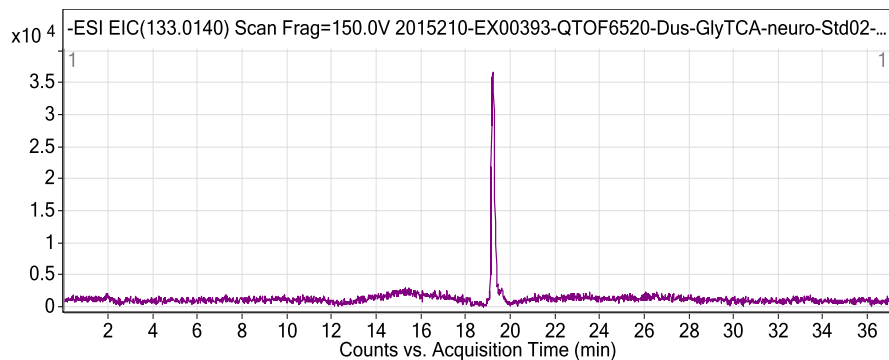


Fragmentor Voltage 150 Collision Energy 0 Ionization Mode ESI

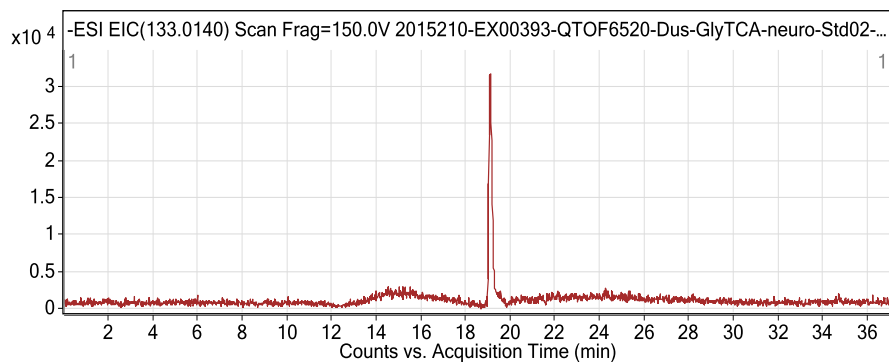


Fragmentor Voltage 150 Collision Energy 0 Ionization Mode ESI

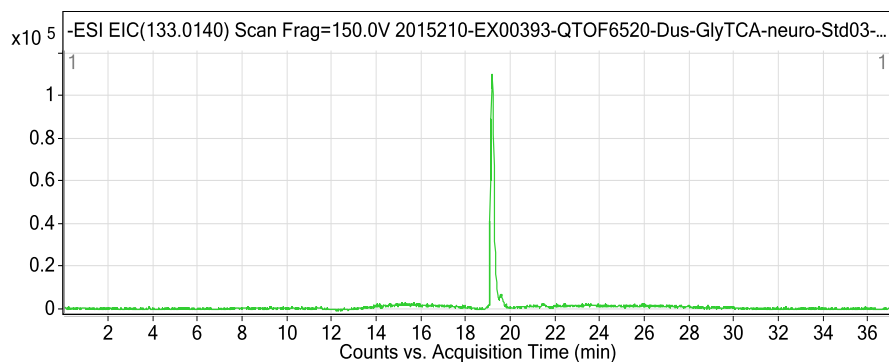
## Qualitative Analysis Report



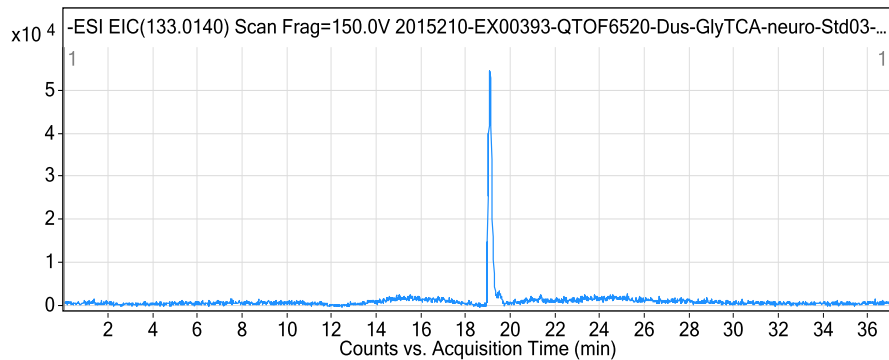
Fragmentor Voltage 150 Collision Energy 0 Ionization Mode ESI



Fragmentor Voltage 150 Collision Energy 0 Ionization Mode ESI

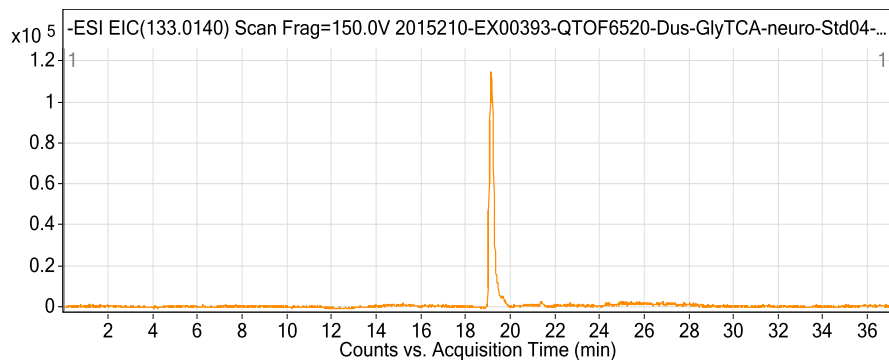


Fragmentor Voltage 150 Collision Energy 0 Ionization Mode ESI

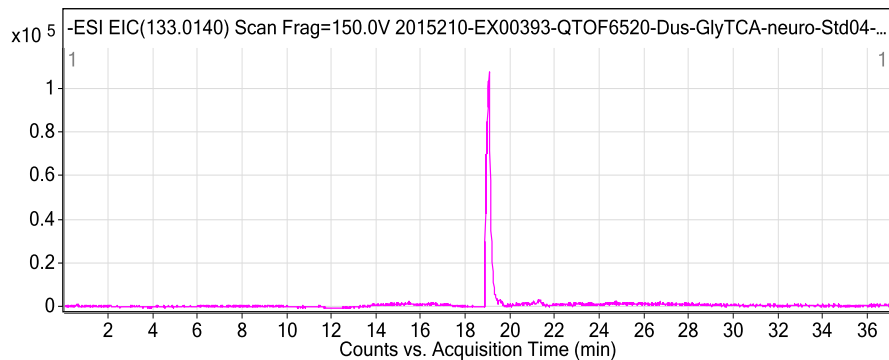


Fragmentor Voltage 150 Collision Energy 0 Ionization Mode ESI

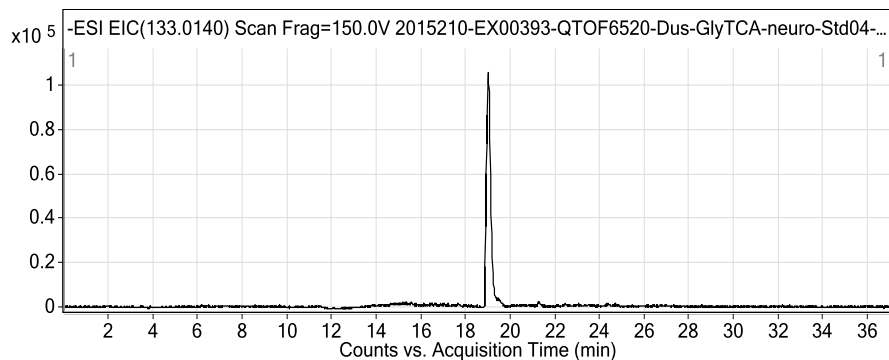
## Qualitative Analysis Report



Fragmentor Voltage 150 Collision Energy 0 Ionization Mode ESI



Fragmentor Voltage 150 Collision Energy 0 Ionization Mode ESI



--- End Of Report ---